








# VAME WORKSHOP

Saturday, 25 July 2009

10 am – 4 pm

**Mt Waverley Community Centre  
47 Miller Crescent, Mt Waverley**

Telephone Andrea on 9592 9628 for further information

<u>Description</u>	<u>Cost</u>	<u>Tools</u>	
Make a simple Madeline doll with Kay. Easy project, no sewing.	\$2	general tool box	
Christine will make this delightful jewellery box with you, complete with a pearl necklace and earrings.	\$4	General tool box, beading needle, long-nosed tweezers, Araldyte quick-set (5 min) glue	
Learn how to make a bolster with Angie, a great accessory for any bed or seat.	\$3 or \$2 for BYO	sewing needle, sharp scissors, tacky glue, sticky tape If you would like to use your own fabric, you will need a piece about 20cm x 10cm plus coordinating embroidery cotton or trim.	
Wooden blocks and jigsaws are always a favourite in the nursery. Join Jan to make these popular toys.	\$5	sharp blade and little sharp scissors	
Join Andrea to make this footed, faux-wicker work box, filled with sewing accessories	\$10	general tool box	

- Door prize to be won.
- Trading tables welcome.
- Library and paper punches available
- BYO lunch and snacks.
- Tea and coffee supplied, BYO cup to save the environment